








## BELLE GROVE TEACHING GARDEN INDEX




AUGUST 2023

### BORDER



Common/Binomial Name(s)	Photo	Description	History/Use	Growing Tips
<p>Hewe's crabapple <i>Malus</i></p>		<p>Malus is a genus of about 35 species of deciduous trees and shrubs from Europe, Asia, and North America. The Hewe's crabapple, also called Virginia Crab Apple, may be a cross between the native American crabapple, <i>Malus angustifolia</i>, and the domesticated European apple. It produces a small, round, dull red fruit streaked with green, which ripens in September.</p>	<p>This tree was planted at Monticello, and was the most common fruit variety grown in 18<sup>th</sup> century Virginia. The Monticello website says the tree "produces a delicious cinnamon-flavored cider that is both sugary and pungent. Jefferson planted his entire north orchard exclusively with this variety."</p>	<p>The flowering crabapple tree is best grown in full sun, in medium moisture, well drained, acidic loams, but it adapts to a wide range of soils. Established trees have some drought tolerance. Although some flowers may be lost, it is best to prune this tree as needed in late winter. Spring pruning should be avoided as it produces fresh, open cuts where fire blight bacterium can enter. The main diseases of crabapple are scab, fire blight, rusts, leaf spot, and powdery mildew.</p>
<p>Black-eyed Susan <i>Rudbeckia submentosa</i></p>		<p>This biennial or short-lived perennial is in the <i>Asteraceae</i> (daisy) family. It is native to the eastern United States but now endemic throughout North America. Its showy flowers with dark brown centers bloom from June to September and attract butterflies. It reaches 2–3 feet in height and 1-2 feet in breadth.</p>	<p>The common name is derived from an early 18<sup>th</sup> century ballad by English poet John Gay about a women mourning her lover lost at sea.</p>	<p>Black-Eyed Susan tolerates neglect and moderate drought. It matures rapidly in average, well-drained soil in sun to partial shade. Deadhead spent flowers to encourage reblooming. No serious insect or disease problems, and it is deer-resistant. It can bloom in the first year from seed if planted at last spring frost date, and readily self-sows.</p>



Common/Binomial Name(s)	Photo	Description	History/Use	Growing Tips
<p>Naked Lady <i>Amaryllis belladonna</i></p>		<p>The belladonna lily is a summer flowering bulb in the amaryllis family native to South Africa. Showy clusters of fragrant pink, rose or red flowers appear on "naked" stems and then are followed by strap-like leaves. Each stalk has a cluster of up to 12 blooms. Flowers will face the direction receiving the most sun. It propagates through its perennial mother bulb that produces offset bulblets or through seed.</p>	<p>The leaves and bulbs contain an alkaloid, a chemical known to exhibit antitumoral, antiviral, antiparasitic and other healing properties, but the plant is normally grown simply for its ornamental value. This pretty plant is <u>not</u> to be confused with deadly nightshade, or "<i>atropa belladonna</i>."</p>	<p>Plant bulbs in the fall, in a sunny spot, 6 to 12 inches apart with the tip just showing or barely covered. The best time for transplanting is in the fall after the plant blooms and the leaves are emerging. It is cold hardy to zones 8 through 10. The bulbs tolerate summer drought but need moisture during the winter growing season. It is generally disease-free and not susceptible to animal predation, but aphids, mealybugs, and red spider mite are occasional pests.</p>
<p>Hyacinth <i>Hyacinthus orientalis</i></p>		<p>Hyacinth is a hardy, perennial, bulbous herb native to Eurasia, Mediterranean, and southern Turkey. The plant blooms in mid spring and each bulb usually produces only one flower. The flowers, which attract bees, are pungently sweet and marketed as a natural plant deodorizer for the home.</p>	<p>Mainly ornamental, but if brought indoors, its fragrance is appealing.</p>	<p>Hyacinth grows in organically rich, medium moisture, well-drained soils in full sun to partial shade. It can grow to a height of 12 inches tall and 3 feet wide. It tolerates drought but soil should be kept moist immediately after planting to encourage root growth; taper off watering after bloom as bulbs head toward dormancy. Promptly remove spent flower spikes so plants do not need to expend energy on seed production.</p>



Common/Binomial Name(s)	Photo	Description	History/Use	Growing Tips
Iris Bearded Iris <i>Iris germanica</i>		<p>This iris is a herbaceous, perennial herb native to the Mediterranean region and is assumed to be the progenitor of many current bearded iris cultivars, which include a rich variety of colors and a variety of heights from dwarfs and miniatures to medium and tall. With a generally tall stature, this showy iris has large fragrant blooms rising as much as 3 feet above the leaves on single naked stems. They are quite drought tolerant and very resistant to browsing by deer.</p>	<p>The genus name Iris is shared by the Greek goddess of the rainbow, and is perhaps a reflection of the wide variety of colors of flowers found in this genus.</p>	<p>Bearded iris does best in full sun and rich well-drained soil. While it tolerates some shade, it will struggle in heavy clay soils. Rhizomes should be planted at soil level or lightly covered and not mulched. Bearded iris prefers dryer soil; mulching or overwatering could lead to root rot. To encourage growth and blooming, fertilize this plant in early spring and divide in mid- to late summer, after flowering.</p>
Sweet woodruff <i>Galium odoratum</i>		<p>Sweet woodruff is a flowering herbaceous plant in the coffee family, native to north Africa, Asia and Europe. This plant grows along the ground or climbs over other plants and has sweet-smelling foliage and flowers. It can grow 6- 12 inches tall and up to 2 feet in length and spreads by rhizomes and seeds</p>	<p>The genus name comes from the Greek word <i>gala</i> meaning milk, as the flowers were used to curdle milk in cheese making. The dark green leaves smell like freshly mowed hay when crushed and dried and are often used in potpourri or sachets. The white flowers are showy, fragrant and edible. They have a sweet, nutty, vanilla flavor.</p>	<p>Sweet woodruff prefers moist well-drained fertile soil in part to full shade. It will need to be watered during dry spells in summer to prevent it from going dormant. It can be somewhat aggressive under optimal growing conditions.</p>
Lily of the Valley <i>Convallaria majalis</i>		<p>Lily of the valley is a rhizomatous perennial in the asparagus family, native to Eurasia. This groundcover grows to a height of 10 inches and a spread of 1 to 2 feet with lush green leaves and delicate, tiny, fragrant bell-shaped white flowers.</p>	<p>The plant makes a good ground cover in shady areas, planted under shrubs, in the fronts of beds, in rock, cottage, or woodland gardens. The flowers make excellent additions to nosegay bouquets.</p>	<p>Plant in dappled to partial shade to full shade in moist organically rich soil. It is tolerant of summer drought and heavy clay or dry soils and is resistant to browsing by deer and rabbits. Propagate by division in the fall or by seed. In ideal growing conditions, though they grow slowly, their dense rhizomes can spread and choke out other plants.</p>



Common/Binomial Name(s)	Photo	Description	History/Use	Growing Tips
Torch Lily Red-Hot Poker <i>Kniphofia x praecox</i>		<p>Torch Lily is an erect perennial herb 2-4 feet tall that clumps to 3 feet in diameter. This popular, tough plant blooms in the summer and occasionally has a less showy fall flush. Its strong, vivid bold color makes it impressive in front of a shrub border, or in a mass planting.</p>	Ornamental	<p>It is very easy to grow; cover its rhizomes to a depth of 4 inches. Torch lily prefers full sun and well-drained soil.</p>
Day Lily <i>Hemerocallis</i>		<p>Daylilies are clump-forming, erect, herbaceous perennials growing 1 - 1.5 feet in height and width. Old-fashioned orange and yellow daylilies have been hybridized to produce numerous, modern cultivars in a rainbow of colors, various sizes, and with flowering times from spring through summer to frost.</p>	<p>Ornamental. They are native to Asia and central Europe and are not, in fact, lilies. The genus name is derived from the Greek words <i>hemera</i>, meaning day, and <i>kallos</i>, meaning beauty, referring to the fact that each flower lasts only a day. They are a good nectar source for butterflies and hummingbirds.</p>	<p>Plant in full sun to partial shade in well-drained soil high in organic matter. When planting, cover tubers in 1 inch of soil. It is not usually necessary to lift and store them for the winter. Propagate plants by division in the fall or spring.</p>
Tatarian Aster <i>Crinitaria tatarica</i>		<p>Tatarian aster is a herbaceous perennial wildflower in the sunflower family. Its stiff stems hold up showy purple flowers in a late season garden. The genus name Aster is Latin for star, referring to the star-burst shape of the flowers.</p>	<p>This is a good late-season pollinator plant, providing nectar for butterflies, moths, bees, and other pollinators when many plants are done blooming.</p>	<p>Plant in full sun. It withstands a wide variety of soil types though it prefers good drainage. Light soil may lead to its spreading in the garden a bit too rapidly as this plant can be considered somewhat weedy.</p>







Common/Binomial Name(s)	Photo	Description	History/Use	Growing Tips
<p>Spiderwort <i>Tradescantia x andersoniana</i></p>		<p>A hardy perennial, spiderwort is in the <i>Commelinaceae</i> (dayflower) family and is grown for its showy blooms and foliage. Native to the northeastern part of the U.S.A., it is the most common spiderwort in cultivation.</p> <p>Many of this species have flowers that will open in the morning and close if subject to afternoon sunshine. They may remain open for a longer period of time if the weather is cloudy, or until the evening. Its leaves are strap-like and range from 12 – 18 inches long.</p>	<p>Ornamental. The name comes from the secretion produced from a cut stem, which becomes threadlike when it hardens and resembles a spider's web.</p>	<p>Spiderwort blooms for a long period through the summer. Individual blooms last only one day, and deadheading spent flowers will extend the bloom period. In very hot summers, the foliage will decline and stop flowering, which is an excellent time to cut back hard. Cutting to the ground allows the plant to produce new foliage and possibly even a late summer into fall bloom. It can be grown in a container as a houseplant, hanging basket or patio plant. Snails and caterpillars can damage young shoots.</p>
<p>Blackberry Lily Leopard Lily <i>Iris domestica</i></p>		<p>Blackberry lily is a rhizomatous perennial in the Iridaceae (iris) family and is native to Asia. It has iris-like leaves but the flowers resemble a lily and the fruit splits open to reveal a cluster of blackberry-like seeds. The orange-spotted flowers appear in sprays of 3-12 in late summer for several weeks.</p>	<p>Ornamental</p>	<p>This plant needs well-drained soil; wet soils are fatal. Plant in average moist well-drained garden soil in full sun to partial shade 3-4 in. apart at a depth of 5 in. to base of the rhizome. They are drought tolerant once established.</p>




Common/Binomial Name(s)	Photo	Description	History/Use	Growing Tips
Comfrey Knitbone Boneset <i>Symphytum officinale</i>		<p>This pretty perennial herb has many uses in addition to its traditional medicinal use. It flowers in late spring with white, pink and/or purple blossoms, and its foliage is a good addition to a compost pile, especially for food crops. A liquid fertilizer can be obtained by soaking the leaves in water for at least one week. The potassium from this plant is great for growing tomatoes.</p> <p>Comfrey spreads easily and rapidly and will sprout from any root pieces left behind, so it may be best grown in large containers to control its spread. It will grow from 1-3 feet in height and up to 2.5 feet in spread.</p>	<p>Cultivated as early as 400 B.C., comfrey has a long history of use as a medicinal plant. Its scientific name, <i>Symphytum</i> (a "grow together plant"), refers to the belief that the herb helped to heal injuries, including wounds, broken bones, rashes, swelling, cuts and bruises. Early colonists brought it to the New World in the 1600s. Also used for brown dye.</p>	<p>One of the many plants called comfrey, this variety grows best in full sun to part shade and well-drained, moist, rich soil. No serious insect or diseases issues, though snails and slugs may damage the foliage. Heavy rains can cause the leaves to droop. It is deer resistant and tolerant to drought and clay soil.</p>
Milkweed <i>Asclepias syriaca</i>		<p>Common milkweed is a deciduous, native, herbaceous perennial wildflower in the dogbane family. In summer, five-petaled flowers bloom with up to 100 flowers per cluster and one to three clusters per stem. Fragrant flowers in colors of green, pink, white, and purple or lavender will last from June through August. Plants can grow from 3 to 5 feet tall.</p>	<p>Common milkweed not only provides nectar for butterflies, bees, and other pollinators but is a larval host plant for Monarch butterflies. Native Americans used the milkweed plant for fiber sources. Filaments from the plant's coma (the "floss") are hollow and coated with wax, and have good insulation qualities. Thus the US military made life jackets from the coma of the seeds during WWII. Its coma is sometimes used today for pillows and blankets.</p>	<p>It grows in average, well-drained soils in full sun but can tolerate poor or dry soils. It propagates easily by seed or root cuttings and will naturalize in the garden, taking up quite a bit of space.</p>



Common/Binomial Name(s)	Photo	Description	History/Use	Growing Tips
Cleome Spider flower <i>Cleome</i>		<p>Cleome is a genus in the spider flower family, which contains over 100 species and many cultivars. Cleome is a tall garden plant that can reach 6 feet tall, usually grown as an annual, blooming all summer until frost. The large clusters of flowers bloom from bottom to top with attractive flowers with 3-inch-long stamens giving them the name spider flower.</p>	<p>Ornamental.</p>	<p>Spider flower grows best in full sun in moist, well-drained soil but will tolerate some drought. Avoid overwatering and over fertilizing this plant to prevent leggy growth. It can be pinched back in early summer to promote a bushier plant if desired.</p>
Sunchoke <i>Helianthus tuberosus</i>		<p>Sunchoke (sometimes called “Jerusalem artichoke”) is an herbaceous perennial root vegetable in the sunflower family. It is a tall, bushy plant grown for showy, late blooming, yellow sunflowers, or as an edible in the vegetable garden. The original native region was thought to range from Canada to Georgia, and west to Arkansas and Tennessee, but the plant is now common in most parts of the U.S. Despite its common name, the plant is not an artichoke and has no connection to Jerusalem. One theory is that “Jerusalem” was a mangling of the Italian word <i>girasole</i>, meaning sunflower.</p>	<p>Fresh sunchoke tubers, harvested in the fall, are edible, and are similar in texture to water chestnuts with a nutty flavor. They may be boiled, mashed, roasted like potatoes, or eaten raw. The tubers do not contain starch like potatoes, but a substance called inulin which converts to fructose. Benefits may include lowering blood pressure, reduction of blood sugar levels, and heart health. The tubers look like a cross between a potato and a ginger root.</p>	<p>Tubers may be planted in early spring. Grow in full to part sun; it does not tolerate deep shade. It may require some staking or protection from strong wind. Average, dry to medium moisture is required; however, this plant is best with consistent moisture. Sunchoke tolerates most soil types as long as it is well drained, but is happiest in slightly alkaline soils.</p>

Common/Binomial Name(s)	Photo	Description	History/Use	Growing Tips
Larkspur <i>Delphinium</i>		<p>Delphinium is a genus of herbaceous, flowering plants containing more than 500 species. These native species, commonly called Larkspurs, include annuals, biennials, and perennials and can often be found growing wild in forests or natural areas in rich woods and in mountains. Most of today's plants are complex hybrids although the Larkspur species that return from seed or perennial rootstocks every year perform much better in the warm gardens of the South than the hybrid Delphinium.</p>	<p>The genus name comes from the Greek word <i>delphis</i> meaning dolphin in reference to the flower bud shape of some species resembling a dolphin.</p>	<p>Delphinium does best in fertile, medium moisture, well-drained soils in full sun and tolerates alkaline soils. The plant prefers cool summers, but will do well if protected with afternoon shade in hot summer climates. Delphiniums require considerable maintenance (staking, pruning, deadheading, disease control) in order to perform well in the garden. After bloom, promptly cut back spent flowers to the basal foliage for additional late summer and fall blooms.</p>
Coral Bells <i>Heuchera</i>		<p>The genus <i>Heuchera</i> is a hardy evergreen to semi-evergreen perennial groundcover comprised of more than 50 species. It is popular because of its colorful foliage, tiny bell-shaped flowers, and tidy, clumping habit. Commonly known as coralbells or alumroot, it is native to the Russian Far East, portions of Canada, Mexico, and the United States. Flowering usually begins in June and continues throughout the growing season.</p>	<p>The genus name honors Austrian-born Johann Heinrich von Heucher, a medical botanist and professor of medicine in Wittenburg, Germany in the 17th century. The common name, Coral Bells, references the plant's bell-shaped flowers. Another common name, Alumroot, references the medicinal use of some of the species as an astringent to stop bleeding.</p>	<p>Coral bells are best planted in late fall or early spring in sun or shade depending on variety. Many varieties develop their best leaf color in full sun. They prefer a slightly acidic pH and moist, well-drained soils amended with organic matter. Divide them regularly, about every 3 to 4 years, and deadhead the spent flowers to increase bloom production during the summer and into the fall.</p>






Common / Binomial Name(s)	Photo	Description	History/Use	Growing Tips
Nigella <i>Nigella damascena</i>		This is a cool-weather annual grown for unusual flowers and seed pods which can be used in flower arrangements.	Ornamental. The seeds of this variety are <u>not</u> the same as the <i>nigella sativa</i> seeds often used in Indian, Middle Eastern, and North African cuisines.	Sow seed in the garden as soon as the ground can be worked. In cool summer climates, additional sowings can be done every 3-4 weeks until mid-summer. Prefers average, medium moisture, well-drained soils in full sun.
Bellflower Campanula <i>Campanula americana</i>		<i>Campanula americana</i> , or American Bellflower, is an annual or biennial wildflower native to moist open woods, moist meadows, streambanks and ditches in shady areas of eastern North America	Bellflower is a pollinator magnet: many species of bees, wasps, butterflies, and hummingbirds will visit and search for its nectar and pollen.	It is best grown in rich, moist, well-drained soils in part shade. The plant will tolerate more sun in cooler summer climates but prefers afternoon shade where summer climates are hot. This bellflower will readily reseed itself in the garden and is good for naturalizing.
Bindweed <i>Convolvulus arvensis</i>		Field bindweed is a vine in the morning glory family native to Europe and Asia. Found growing in moist thickets, fields, lawns, agricultural fields, and disturbed areas. It tends to grow in a messy trailing or twining manner forming tangled dense mats.	Thought to be imported through contamination of agriculture or horticulture products, bindweed has sometimes been used as a groundcover or in hanging baskets but it quickly escaped cultivation and became weedy and aggressive.	It is tolerant of poor soils and drought and prefers full sun, though it is most often found growing in moist areas like riparian corridors or areas that receive irrigation. This vine is cold tolerant. Native plants are easily outcompeted by this vine.
Columbine <i>Aquilegia</i>		Columbine is a genus of 60–70 species of perennial plants that are found in meadows, woodlands, and at higher altitudes throughout the Northern hemisphere. A member of the <i>Ranunculaceae</i> family, it is fairly short-lived (2-3 years) but will spread by seed. These plants grow up to 3 feet tall with thick rhizomatous roots. The flowers generally appear in spring in various colors that attract hummingbirds and pollinators.	The genus name comes from the Latin <i>aquila</i> , meaning eagle, and refers to the spurred flowers that some say resemble eagle talons.	This plant prefers well-drained moist average soil in part shade but will tolerate full sun if kept moist. It is intolerant of wet poorly drained soils. Use columbines in the border, meadow or naturalized settings, English gardens and pollinator or native gardens



Common / Binomial Name(s)	Photo	Description	History/Use	Growing Tips
Mallow <i>Malope trifida</i>		This annual flower is in the large <i>Malvaceae</i> family which includes hundreds of plants more commonly known as mallows. It is often used as a border plant or grown for cut flowers. It blooms from mid-summer through early fall with maintenance and regular watering as needed. It is readily available as seeds for sowing after the last frost in the spring.	Although an annual in the mid-Atlantic areas, it arose in warmer Mediterranean regions and can be a perennial in tropical climates.	The <i>Malope trifida</i> tolerates average soil although compost and occasional fertilizer add to its health and bloom potential. It tolerates some dryness but needs regular watering if rain is infrequent. Removing or deadheading spent flowers encourages new flower growth.
Hibiscus Rose of Sharon <i>Hibiscus syriacus</i>		Rose of Sharon hibiscus is a rapidly growing, large, deciduous shrub or tree in the <i>Malvaceae</i> (mallow) family, native to south China and Taiwan. It grows 8 to 12 feet tall and 6 to 10 feet wide.	Flowers are an attractant for butterflies, specialized bees, hummingbirds, and pollinators and are a wildlife food source.	Plant in locations with full sun to partial shade. It is tolerant of neglect and is pH adaptable. It grows best in moist, well-drained soils but is tolerant of all except extremely wet or dry soils. It prefers hot weather. Spring pruning will encourage flowers and will increase flower size.
Sedum Stonecrop <i>Hylotelephium</i>		Stonecrop is a genus of succulent herbaceous perennials distributed across temperate North America, Europe, and Asia. Some species have historically been included in the genus <i>Sedum</i> .	Known for its heat and drought tolerance, this sedum is attractive to butterflies and other pollinators.	

Common / Binomial Name(s)	Photo	Description	History/Use	Growing Tips
<p>Mullein <i>Verbascum thapsus</i></p>		<p>Common mullein is a fuzzy biennial herbaceous plant in the snapdragon family. Its distinct flower stalk can grow quickly to a height of 6 to 10 feet and has naturalized across the United States and Canada; it is commonly found in fields and roadsides. In its second year a tall flower spike of fragrant yellow flowers will appear, after which the plant dies back completely, and then self-seeds.</p>	<p>The species name <i>thapsus</i> refers to an ancient village of modern-day Tunisia called Thapsus. The common name mullein is from the Latin <i>mollis</i>, meaning soft or tender, in likely reference to the hairy velvety leaves.</p>	<p>Mullein prefers a slightly acidic to neutral pH well-drained sandy soil and full sun. It is quite drought tolerant with its fibrous root and large tap root.</p>
<p>Oakleaf Hydrangea <i>Hydrangea quercifolia</i></p>		<p>Oakleaf hydrangea is an upright, multi-stemmed, deciduous shrub that produces showy, white, pyramidal blooms and attractive large, dark green leaves. It may grow to 8 feet in height and 6 to 8 feet in width.</p>	<p>Although hydrangeas are widely distributed in Asia and North America, the oakleaf plant is native to the Southeastern United States. The plant's genus name comes from the Greek <i>hydor</i> (water) and <i>aggeion</i> (vessel). The species name reflects the resemblance of its leaves to those of the oak tree (<i>Quercus</i>).</p>	<p>Oakleaf hydrangea grows best in organically rich, well-drained soils with medium moisture. It does well in full sun to part shade, and mulch in the summer helps to keep the soil moist. The plant does need some sun to bloom, usually from mid spring to early summer. Because blooming occurs on old wood, prune if needed immediately after flowering. Winter damaged stems may be pruned in early spring.</p>








Common / Binomial Name(s)	Photo	Description	History/Use	Growing Tips
<p>Yucca <i>Yucca filamentosa</i></p>		<p>This yucca is a perennial, broadleaf evergreen, clumping shrub in the asparagus family. It grows 3 to 8 feet tall and 3 to 5 feet wide. It produces a tall panicle of showy, long-lasting, creamy white, bell-shaped flowers in late spring to early summer.</p>	<p>Native to the Southeastern United States, it is attractive to hummingbirds, moths, small mammals, and songbirds, but it is pollinated by specialized moths called yucca moths, which have a symbiotic relationship with the plant.</p>	<p>This yucca grows well in full sun or partial shade, and is not particular about soil type as long as it has a neutral pH and good drainage. It can be propagated by division, root cutting, or seed.</p>
<p>Common Ladyfern <i>Athyrium filix-femina</i></p>		<p>This large, feathery, deciduous perennial is perfectly suited to shady, well-drained areas of the garden</p>	<p>Native to northern North America, Europe, and Asia, this fern is naturally found in wooded areas, meadows, and near water sources. The genus name is from the Greek <i>athyros</i> (doorless) in reference to the slowly opening spore covers. Its common name reflects the Latin <i>filix</i> (fern) and <i>femina</i> (woman).</p>	<p>It likes sandy, moist, well-draining soil and low sunlight. Trim away dead foliage after the first frost and fresh foliage will appear in spring. No other maintenance is needed.</p>
<p>Hydrangea <i>Hydrangea arborescens</i></p>		<p>Also called “smooth hydrangea”, this plant is a rounded, deciduous shrub that produces attractive, ball-shaped, white blossoms and grows 3 to 5 feet tall and wide. Some cultivars have been developed to produce pink blossoms. It is very cold hardy but will also grow in warmer climates. Unlike some other hydrangeas, the flower color is not affected by the soil pH. Smooth hydrangea is the host plant of the hydrangea sphinx moth.</p>	<p>It is native to moist or rocky wooded slopes, ravines, streambanks, and bluff bases in the eastern United States.</p>	<p>This hydrangea requires neutral to acidic, well-drained soils in partial shade; it will tolerate full sun only if grown with consistent moisture. It blooms on new wood and can be pruned back close to the ground in late winter to encourage vigorous stem growth. At the very least, weak and damaged stems should be removed in early spring. Propagate smooth hydrangea by layering, seed, or stem cutting.</p>





Common / Binomial Name(s)	Photo	Description	History/Use	Growing Tips
Virginia Bluebell <i>Mertensia virginica</i>		<p>The Virginia Bluebell is a beautiful native herbaceous perennial wildflower. It flowers in mid-spring and goes dormant in mid-summer. In early spring, it emerges and grows in compact clumps up to 2 feet tall. The foliage, initially purple, quickly turns green. Its pink buds open in to reveal delicate, pendulous, slightly fragrant, blue bell-shaped blooms which bloom for about three weeks.</p>	<p>Virginia Bluebells are native to eastern Canada and the central and eastern United States and can be found naturally in nutrient-rich, moist soils of floodplain forests and thickets. The genus name honors Franz Carl Mertens, a professor of botany at Bremen.</p>	<p>These plants grow best in deep to partial shade and moist, well-drained rich humus. They self-seed and colonize. They can be difficult to propagate. It may be best to purchase bare roots, but it is sometimes difficult to find them commercially available. Dividing plants in spring, or taking root cuttings in the fall may be attempted</p>
Clematis – fall flowering Woodbine <i>Clematis virginiana</i>		<p>This clematis is a woody, perennial vine in the buttercup family. It is a rapid grower and can reach 15 to 20 feet high, climbing by its clinging leaf stalks, and 3 to 6 feet wide. It has showy, fragrant blooms in the autumn, and attracts a variety of pollinators, including hummingbirds.</p>	<p>Also known as woodbine, this clematis is a native of central and eastern United States and Canada. The name is from the Greek <i>klēmatis</i>, meaning brushwood or broken branches, which may refer to the plant's fragile stems.</p>	<p>This easy to grow vine does well in moist, well-drained soil in full sun to partial shade, and will flower in some deep shade. It can be pruned any time during the growing season as low as 8 to 12 inches above ground if a couple of healthy leaf buds are on the remaining stalks. The best time to prune for the next year is late fall to early spring.</p>

## BED A - FRUITS




Common / Binomial Name(s)	Photo	Description	History/Use	Growing Tips
Blackberry <i>Rubus allegheniensis</i>		<p>The common blackberry is a native multi-stemmed shrub in the rose family. Like most members of the genus <i>Rubus</i>, the blackberry has thorny or bristly stems. Flowers and fruit appear on the prior season's canes. It flowers in late spring and fruits in summer. Its canes are about 3 to 6 feet tall, lined with prickles, and often bend downward to re-root in the ground.</p>	<p>The nectar and pollen of the spring flowers attract bees and many other insects. The fruits are attractive to songbirds, small mammals, foxes, raccoons and black bears. During the winter, birds and small mammals eat the seeds left from rotten fruit.</p>	<p>It grows easily and quickly from transplants or cuttings of young growth planted in a site with full sun to light shade and rich fertile soil, though a clay-loam or rocky soil will also suffice.</p>
Gooseberry <i>Ribes uva-crispa</i>		<p>Gooseberries are a species of the genus <i>Ribes</i> (which also includes the currant). The berry is extremely tart when green and must ripen to a deep red in late June to mid-July before eaten. The flavor is similar to a mildly tart grape. Because it is self-fertile, one plant will suffice, and the short, tough shrubs are long-lived.</p>	<p>The word "goose" is thought to be a corruption of either the Dutch word <i>kruisbes</i> or the German <i>Krausbeere</i>. It was a popular fruit in 19th century Europe, and commonly used in jellies, jams, and sauces.</p>	<p>Once established, a gooseberry plant is low maintenance. It grows in full sun or part shade, in a wide range of soils but prefers well-drained sandy loam rich in organic matter is best. It does not do well in extreme heat. Watch out for its sharp thorns!</p>
Raspberry <i>Rubus ideaus</i>		<p>The raspberry is a perennial shrub with sweet, red edible fruits. Its canes last two years but are sterile in their first year. They produce delicious berries in their second year. Many cultivars have been developed from the wild species. An individual raspberry is made up of around 100 drupelets, and a raspberry bush can yield several hundred berries a year.</p>	<p>The raspberry is the edible fruit of a multitude of plant species in the genus <i>Rubus</i> of the rose family. Today there are many hybrids that have reduced the plant's negative traits (thorns and heavily seeded fruit). The fruit is enjoyed fresh or used in jams, jellies, and pastries.</p>	<p>Since the flowers are almost always self-incompatible, this species relies on bees and other pollinators to produce fruit.</p>



Common / <i>Binomial</i> Name(s)	Photo	Description	History/Use	Growing Tips
Rhubarb <i>Rheum x hybridum</i>		<p><i>Rheum x hybridum</i>, commonly known as Rhubarb, is an herbaceous perennial vegetable which grows in clumps with thick reddish stalks that can be eaten after cooking in pies, purees, and jams.</p> <p>NOTE: the leaves are poisonous and must be removed from the stalk before cooking.</p>	<p>In culinary use, fresh raw leaf stalks are crisp (similar to celery) with a strong, tart taste. Although rhubarb is a vegetable, it is usually prepared as the cook would a fruit. Most commonly, the stalks are cooked with sugar and used in pies and other desserts.</p>	<p>This tart-tasting vegetable is easily propagated in early spring by planting root divisions 3-4 feet apart. The plant needs regular moisture and good drainage or it may suffer crown rot. From May through August it will bloom with tiny white flowers but the flower and seed stalks should be removed immediately.</p>
Strawberry <i>Fragaria x ananassa</i>		<p>Strawberries are a widely grown hybrid species of the genus <i>Fragaria</i>. <i>Fragaria x ananassa</i> is grown for its large, sweet flavorful red fruit in organically rich, fertile soil. It produces white blooms in May to June that turn into the popular fruit afterward.</p>	<p>Native to North America and introduced to Europe in the 16<sup>th</sup> century. French King Charles V had 1,200 strawberry plants in his royal garden. The first garden strawberry (as opposed to wild or alpine type) was grown in Brittany, France during the late 18th century. The <i>Fragaria x ananassa</i> grown today is a result of accidental cross of North and South American natives that happened in a Dutch botanical garden in the 1700s. The fruit is enjoyed fresh or in jams, jellies, and pastries.</p>	<p>The plants spread by above ground stolons forming mounds of new plantlets. Strawberries are attractive to birds and are deer resistant. Unfortunately, strawberry plants are susceptible to a large number of problems from both disease and insects and, are therefore, high maintenance.</p>




Common / <i>Binomial</i> Name(s)	Photo	Description	History/Use	Growing Tips
Artemisia Mugwort <i>Artemisia vulgaris</i>		Commonly known as mugwort, this herbaceous perennial is native to Northeastern Asia and Northwest America (Alaska) and was introduced to the US in the 1600's. It produces tiny yellowish to reddish brown flowers blooming from August to October. Mugwort attracts butterflies and is resistant to deer and rabbits.	The aroma from the leaves, either fresh or dried, has been used as natural insect repellent.	Mugwort is considered a noxious invasive species, commonly seen as roadside weeds. It tends to replicate quickly in landscapes through rhizomes, especially in dry, loamy-sandy soils. When grown in moist, poorly drained soil it is subject to root rot.
Artemisia Silver King <i>Artemisia ludoviciana</i>		Sometimes called "white sage" or western mugwort, this plant is an erect, somewhat weedy, herbaceous perennial that grows in spreading clumps to 2-3' tall on greenish white stems with aromatic, sage-like, lance-shaped leaves. Its tiny, somewhat inconspicuous, yellowish-gray, flower heads have little ornamental value.	Silver King foliage is mainly used for texture and contrast in gardens, and is aromatic when bruised.	Best grown in poor to moderately fertile, dry to medium moisture, well-drained soils in full sun. Excellent soil drainage is essential for growing this plant well. Plants perform poorly in moist to wet soils where they are susceptible to root rot.




## BED B – DYE PLANTS

Common/Binomial Name(s)	Photo	Description	History/Use	Growing Tips
Woad, Dyer's Woad <i>Isitis tinctoria</i>		Dyer's woad is a biennial herb with gray to purplish stems and a root system with a fleshy taproot that can extend five feet deep or more and smaller lateral roots that spread outwards near the surface. It blooms with small bright yellow flowers from April through June.	Native to Europe and Southwestern Asia, the plant was grown for blue dye extracted from the leaves since the Stone Age. Britons and Celts used it for body paint. Pilgrims brought the plant to the New World in the 1600s. The plant also has been used medicinally to treat wounds and ulcers and reduce fever.	Dyer's woad likes full sun. Sow seeds in spring or late summer and look for foliage only in the first year. It blooms and sets seed in second year then dies. Readily self-sows.
Garlic Chives Chinese Chives <i>Allium tuberosum</i>		Garlic Chives or Wild Leeks are a bulbous perennial herb with characteristic onion or garlic odor. It is found in rich, moist forests and natural areas. Grown for both ornamental and culinary uses, garlic chives are a great addition to edible landscapes. Showy cream flowers appear above the clumps of strappy green leaves in the early summer.	The leaves taste like a combination of sweet garlic and chives, and its blossoms also are edible.	They are best grown in a pot to limit their spread or grown in a naturalized area. Deadhead to prevent unwanted self-seeding.
Egyptian Onions Walking Onions Tree Onions <i>Allium x proliferum</i>		This unusual perennial onion is a vigorous, trouble-free cross between the cultivated onion and the Welsh onion. Its common name refers to the way it "walks" across the garden. It produces topsets, a cluster of bulbils, at the top of the stalk in place of flowers and seeds, and the stalks eventually flop over from the weight of the bulbils and replant themselves, thus beginning their "walk" across the ground.	Native to India or Pakistan and introduced to Europe by the Romans. It was grown as a culinary herb for its tender young shoots and stems. It also offered medicinal uses as an anti-infection agent and blood pressure reducer.	Plant bulbils 1 inch deep, 4–5 inches apart, in full sun. Clumps can also be divided. The plants die back to look scruffy over the winter, but new green shoots emerge in early spring. Bulbils begin to form in late spring to early summer. Like other onions, the leaves are hollow.



Common/Binomial Name(s)	Photo	Description	History/Use	Growing Tips
Flax <i>Linum usitatissimum</i>		<p>Flax is an annual herb, grown for its fiber and nutritious seeds. Plants can average 3 to 4 feet in height with slender stalks if cultivated for fiber, or shorter stalks with many branches if grown for seed. Its leaves are small and lance-shaped, with five-petaled blossoms, usually blue. The fruits are small dry capsules with five lobes.</p>	<p>Flaxseed is an ancient crop; there is evidence of its domestic cultivation in northwestern Iraq circa 5000 BC. The word <i>usitatissimum</i> means “very useful.” It was introduced to the United States by colonists, primarily to produce fiber for clothing.</p>	<p>The common flax is an easy-to-grow cool season plant. Seeds can also be started indoors six to eight weeks before last frost, but for fast, undisturbed root growth, direct sowing is best. Plant seeds when the ground can be worked in early spring.</p>
Baptisia False Indigo <i>Baptisia</i>		<p>Baptisia is a genus consisting of erect, native, herbaceous perennials in the Bean family. Its native habitat is woodland borders and open woods. The attractive flowers that appear in the spring are typically deep blue, but they can range in colors from pink to yellow to white, and are attractive to pollinators. The fruit is a black, inflated, stalked pod with several seeds.</p>	<p>The name is derived from Greek <i>baptisis</i>, which means to dip or immerse.</p>	<p>It will grow in partial shade to full sun. It is known for being a tough, long-lived plant that tolerates a variety of conditions from drought, poor soil, dry soil, and erosion. False indigo may be propagated by cuttings or seeds. The plant has a deep taproot which makes it drought tolerant, but also difficult to transplant.</p>




Common/Binomial Name(s)	Photo	Description	History/Use	Growing Tips
Yellow Wild Indigo <i>Baptisia sphaerocarpa</i> "Screamin' Yellow"		This indigo is an upright, mounded perennial that typically grows 2-3' tall. It features small, yellow, pea-like flowers (to 1/2" long) in erect racemes (to 12-15") atop yellowish-green flower stems extending well above a foliage mound of blue-green leaves.	Indigenous people may have used this plant or its cousin, <i>Baptisia tinctoria</i> , to make dyes; blue dye came from the leaves and yellow from the flowers.	Easily grown in average, dry to medium, well-drained soil in full sun to part shade. Best in full sun. Tolerates drought and poor soil. Difficult to grow from seed and slow to establish. Plants take on more of a shrubby appearance and tend to open up after bloom.
Madder Dyer's madder Rose madder <i>Rubio Tinctorium</i>		Madder is a hardy perennial, easily grown from cuttings, and can reach as much as 4' high. Its roots when ground up produce a beautiful red dye known as alizarin, which could also be prepared to yield pink and purple shades.	Madder has been used as a dye plant since antiquity, perhaps originally grown in Egypt as early as 1500 B.C., but also found in ancient Greece, Italy (Pompeii), and Spain. It was used to color fabric (including the British red coats) and the organic dye is still used occasionally in fine art, though alizarin has been manufactured synthetically since the mid-1800s.	
Chives <i>Allium schoenoprasum</i>		Chives are a bulbous perennial herb used as an ornamental or as a culinary herb	It has an edible flower and leaves that are used for flavoring with eggs, soups, salads, butter, cheese, dips, spreads, etc.	Clumps can be divided easily in the spring or fall and they will easily self-seed in the garden. Plant Chives in average well-drained soils in full sun to partial shade.



Common/Binomial Name(s)	Photo	Description	History/Use	Growing Tips
<p>Tansy Button weed <i>Tanacetum vulgare</i></p>		<p>Common Tansy is an aromatic herbaceous perennial with fern-like foliage and yellow button-like flowers. A member of the Aster family, tansy grows erect and averages 1-5 feet tall. It spreads rapidly by its rhizomatous root system and prolific seed production. The leaves have a pungent camphor-like odor when crushed. The flowers are clusters of golden yellow buttons that bloom from July to September. The fruits are tiny dark brown seedheads that mature in late summer to fall.</p> <p>Be aware that the plant is an invasive noxious weed, and it is prohibited or restricted in some areas across the United States, especially in some western states.</p>	<p>Native to Europe and Asia and used in ancient Greece and Rome. Colonists brought it to North America as a cure for a variety of ills, including rheumatism, colic, parasitic worms, fever, gout, digestion complaints, and hysteria, and to dye wool yellow. More recently, it has been used as insecticide or mosquito repellent</p>	<p>Prefers full sun to partial shade and well-drained soil, but tolerates a variety of soils including dry and poor soils. Tansy is problematic since it forms a dense cover, competes with native plants, and degrades pastureland. It is important to deadhead or shear off blooms to control self-seeding. It contains an oil known as thujone, which may cause skin irritation or contact dermatitis. Wear gloves and long sleeve shirts to avoid exposure.</p>






## BED C – CULINARY HERBS




Common/Binomial Name(s)	Photo	Description	History/Use	Growing Tips
<p>Lemon Balm <i>Melissa officinalis</i></p>		<p>Lemon balm is a bushy herbaceous perennial of the mint family that is typically grown in herb gardens and border fronts for its lemon-scented leaves. It can reach up to 2 feet in height and 3 feet in spread. It blooms white to pale yellow in the summer.</p>	<p>Native to Southern Europe, it has naturalized throughout much of North America. Its edible leaves can be used fresh in salads, soups, sauces, vegetables, and teas, or dried in sachets or potpourris. In colonial times it was used with honey as a potion to assure longevity, and its tea was thought to be cheering to the spirits. Medicinally it was used to treat colds, soothe insect bites, and calm nerves. Its oil is distilled for perfume and furniture polish. Beekeepers grow lemon balm for its high nectar yield.</p>	<p>Grows in full sun to part shade, in well-drained soil (but tolerates poor soils and drought once established). Will self-seed and spread by rhizomes, so grow in a container if that is undesirable. Prune to remove spent flower stalks and encourage new growth for a better-looking plant. New leaves are more fragrant and flavorful than mature o: Powdery mildew, leaf spot, leaf blight and gray mold may occur.</p>
<p>Comfrey Knitbone Boneset <i>Symphytum officinale</i></p>		<p>This pretty perennial herb has many uses in addition to its traditional medicinal use. It flowers in late spring with white, pink and/or purple blossoms, and its foliage is a good addition to a compost pile, especially for food crops. A liquid fertilizer can be obtained by soaking the leaves in water for at least one week. The potassium from this plant is great for growing tomatoes. Comfrey spreads easily and rapidly and will sprout from any root pieces left behind, so it may be best grown in large containers to control its spread. It will grow from 1-3 feet in height and up to 2.5 feet in spread.</p>	<p>Cultivated as early as 400 B.C., comfrey has a long history of use as a medicinal plant. Its scientific name, <i>Symphytum</i> (a “grow together plant”), refers to the belief that the herb helped to heal injuries, including wounds, broken bones, rashes, swelling, cuts and bruises. Early colonists brought it to the New World in the 1600s. Also used for brown dye.</p>	<p>Full sun to part shade. One of the many plants called comfrey, this variety grows best in full sun to part shade and well-drained, moist, rich soil. No serious insect or diseases issues, though snails and slugs may damage the foliage. Heavy rains can cause the leaves to droop. It is deer resistant and tolerant to drought and clay soil.</p>




Common/Binomial Name(s)	Photo	Description	History/Use	Growing Tips
Thyme <i>Thymus vulgaris</i>		<p>This perennial herb has tiny fragrant leaves and pale purple flowers that bloom from May to July which attract butterflies and bees. It is drought tolerant and can tolerate deer. Grows up to 12 inches high and wide.</p>	<p>Native to Southern Europe. Used fresh or dried to flavor soups, stews, sauces, meat, or fish. Flavor peaks just before blooming.</p>	<p>Full sun, drought tolerant. Plant becomes woody over time and should be replaced. Can remain evergreen in mild winters. May be grown indoors in pots.</p>
Sage <i>Salvia officinalis</i> <i>Salvia nemorosa</i>		<p>Common sage is an aromatic, edible, short-lived, bushy, spreading, semi-woody herbaceous perennial shrub that is a member of the mint family. It offers great texture and sensory observations with its furry grayish-green leaves. The species can grow up to 2 feet tall and 2 to 3 feet wide. The flowers are camphor-scented and may be bluish-lavender to pinkish-lavender and appear as upright spikes in the early summer. The flowers attract butterflies and bees.</p>	<p>Native to Northern Africa and the Mediterranean, used fresh or dried to flavor stuffing and sausage. Historical medicinal uses included to stop bleeding and coughs, and as a mouthwash or in wine or tea to soothe sore throats. It is also alleged to improve memory or heal brain injury.</p>	<p>Best in full sun. Plant seeds 2 weeks before last spring frost date or start from small plants. May need to get new plants every few years. Prune out woody stems in spring.</p>
Summer Savory <i>Satureja hortensis</i>		<p>Summer savory is a popular herb with lilac flowers blooming in late spring. The summer version is an annual plant (the winter savory is a perennial, but they are similar in use as herbs). It will grow up to 1-2 feet and spread between 1 and 1.5 feet.</p>	<p>Native to Southern Europe, Mediterranean, Southwestern Asia. Romans likely took summer savory to Britain. Leaves were used to treat stomach and intestinal disorders. Also used to flavor soups, preserves, meats, beans, and vegetables.</p>	<p>It grows in full sun to part shade. Start summer savory seeds indoors 4 weeks before last frost date or direct sow after danger of frost has passed. Leave some bloom on the plant to set seed and to self-sow for next year.</p>


Common/Binomial Name(s)	Photo	Description	History/Use	Growing Tips
<p>Oregano <i>Oreganum vulgare</i></p>		<p><i>Origanum</i> is a genus of herbaceous perennials in the mint family with dozens of species that are grown primarily as ornamentals or culinary herbs. It may grow in bushy mounds, prostrate, or erect. The plants may measure 6 inches to 3 feet in height and 1 to 2 feet in width. The leaves are aromatic, small oval to round, and either smooth or hairy. It blooms in summer to fall with white, pink, or purple blossoms.</p>	<p>Native to Europe, Central Asia, the Mediterranean, and North Africa, oregano reportedly was introduced to the U.S. after World War II by soldiers returning from Italy. The genus name is derived from <i>oras</i>, Greek for "mountain" and <i>gamos</i> meaning "beauty." It may be used fresh or dried in tomato sauces, soups, stews, dressings, vegetables, dips, and vinegars. The best leaf flavor occurs just before flowering.</p>	<p>The oregano prefers full sun and needs well-drained to dry soil that is neutral or alkaline. It is intolerant to acidic soils, poorly drained soils, and hot humid conditions. Oregano is drought, deer, poor soil, and erosion tolerant. It may be propagated by seeds, cuttings, or division. Bees and butterflies are attracted to their blooms.</p>
<p>Sorrel Sheep sorrel <i>Rumex acetosella</i></p>		<p>Sorrel is a herbaceous perennial herb consisting of a rosette of basal leaves and occasional flowering stalks. The stalks are slender and upright with reddish ridges. The stems branch at the top and the plant reaches a height of 18 inches. It blooms from March to November and produces either red (female) flowers or yellowish-green (male) flowers. The flowers turn into red achene fruits.</p>	<p>Sorrel can be used in the preparation of food as a garnish, a tart flavoring agent, a salad green, and a curdling agent for cheese. The leaves have a lemony, tangy or tart flavor.</p>	<p>Sorrel prefers full or partial sunlight, somewhat dry conditions, acid and sandy soil but also thrives on loam or clay loam soil at disturbed sites. It is quite aggressive and considered difficult to manage or eradicate because of its creeping rhizome roots. American Cooper or Small Cooper butterfly depend on it for food.</p>

Common / Binomial Name(s)	Photo	Description	History/Use	Growing Tips
Red-veined sorrel Bloody dock <i>Rumex sanguineus</i>		Red-veined sorrel is a perennial plant of the buckwheat family, native to Europe and into southwest Asia and northern Africa. It has beautiful deeply-veined leaves that offer both ornamental and edible value.	If used as a vegetable, only the tender young leaves are edible raw, with a flavor like spinach or chard with a hint of lemony tartness. The young leaves can also be cooked like spinach or chard. Older leaves become tougher and bitter.	This plant grows best in full sun and moist, well-drained soil. It naturally grows well in ditches as they are more likely to have consistent moisture. While it grows tall stalks of flowers, these can be trimmed back to encourage bushier leaf growth and prevent rampant self-seeding. Plant seeds in spring.
Lovage <i>Levisticum officinale</i>		Lovage is a perennial herb of the parsley family, native to southern Europe. It is cultivated for its stalks and foliage, underground stems, and seeds. It is the only member of the genus Levisticum.	Lovage flowers taste like celery and can be used in salads, soup, and broth. An essential oil obtained from the flowering tops is used in perfumery and flavoring. The various parts of the plant have a long history of use in traditional medicine. Lovage seeds are used in bread, butter, and cake; its leaves are used in tea, soup, stew, cheese, cookies, and chicken dishes.	Propagated by division or grown from seed, lovage prefers full sun but will also grow in partial shade.
New Jersey Tea Mountain Snowbell <i>Ceanothus americanus</i>		New Jersey Tea is a deciduous shrub native to eastern and central North America. Its native habitat is open, deciduous woods, woodland edges, oak savannas, and meadows. It is low growing with a rounded crown and typically grows to 3 feet tall and 5 feet wide. In early summer it is covered with fragrant clusters of creamy white flowers.	The plant offers wildlife value. It is a larval host plant for Mottled Duskywing, Spring Azure, Summer Azure butterflies, and its flowers are highly attractive for their nectar to butterflies, bees, moths, predatory wasps, and other insects. Its seeds are eaten by songbirds.	New Jersey Tea grows best in well-drained sandy loam or rocky soils in full sun to partial shade. It is drought tolerant once established and tolerates road salt. Because of its deep root system, it is great for use in erosion control on slopes.






Common / Binomial Name(s)	Photo	Description	History/Use	Growing Tips
Chives <i>Allium schoenoprasu</i>		<p>Chives are a bulbous perennial herb used as an ornamental or as a culinary herb. It has an edible flower and leaves that are used for flavoring with eggs, soups, salads, butter, cheese, dips, spreads, etc.</p>		<p>Clumps can be divided easily in the spring or fall and they will easily self-seed in the garden. Plant Chives in average well-drained soils in full sun to partial shade.</p>
Garlic Chives Chinese Chives <i>Allium tuberosum</i>		<p>Garlic Chives or Wild Leeks are a bulbous perennial herb with characteristic onion or garlic odor. It is found in rich, moist forests and natural areas. Grown for both ornamental and culinary uses, garlic chives are a great addition to edible landscapes. Showy cream flowers appear above the clumps of strappy green leaves in the early summer.</p>	<p>Leaves taste like a combination of sweet garlic and chives. Blossoms also are edible.</p>	<p>They are best grown in a pot to limit their spread or grown in a naturalized area. Deadhead to prevent unwanted self-seeding.</p>
Bronze Fennel <i>Foeniculum vulgare</i> "Purpureum"		<p>Fennel is an evergreen, herbaceous perennial, normally grown as an annual, with flowers and leaves that have a sweet, mildly anise or licorice flavor. It has an upright, branching habit and can grow 3 to 5 feet high with aromatic, yellow-green leaves and tiny yellow flowers that bloom in summer.</p>	<p>Fennel flowers are often used in egg and fish dishes, and the aromatic seeds may be used in cakes and breads. The flowers attract butterflies, and fennel is a larval plant for certain swallowtail butterflies.</p>	<p>It does best in moist, organically rich, well-drained soils in full sun. It will tolerate clay and sandy soils and, once established, drought. Fennel can be grown from seed sown directly in the garden in spring and it freely self-seeds in the garden. Remove spent flowers and stems before seed is produced.</p>

Common / Binomial Name(s)	Photo	Description	History/Use	Growing Tips
Basil <i>Ocimum Basilicum</i>		Sweet basil is an herb in the mint family, native to the tropical regions of Africa and Asia. Thai and Genovese basil are cultivars of this plant.	The fragrant edible leaves are great in soups, stews, and other meat dishes.	It prefers full sun and moist, well-drained soils. It can be grown from seed and is easily transplanted after the last frost. Prune by pinching the tips of long stems and flower buds to promote a branching, bushy form.
Parsley <i>Petroselinum crispum</i>		Known as Italian parsley or flat-leaf parsley, this herb is one of the most common of the 30+ varieties of parsley. Its slender stems produce dark, flat leaves which are used whole, chopped, or dried in cooking.	Used as an herb in a wide range of cuisines around the world, include salads, stews, soups, sauces, and salad dressings.	Easy to grow, but seed is slow to germinate, so soak in warm water to assist germination and sow in early spring.
Horseradish <i>Aromacia rusticana</i>		Horseradish is a herbaceous perennial herb in the cabbage family with a deep taproot that is often grown as an annual vegetable.	Horseradish is native to eastern Europe and western Asia, and was brought to North America by colonists. It is grown for its fleshy roots that are grated and mixed with vinegar to make relish, sauces, and seasonings. Its hot, bitter taste comes from mustard oils released when the plant cells are cut.	Planting in lighter soils will make harvesting the roots easier, but it tolerates clay soils. Harvest the roots each fall and store them for planting the following season. If the roots are left in the ground, the plant will continue to grow and spread vigorously.



Common/Binomial Name(s)	Photo	Description	History/Use	Growing Tips
<p>Corkscrew vine <i>Cochliasanthus caracalla</i> (formerly known as <i>Vigna caracalla</i>)</p>		<p>The corkscrew vine, a member of the pea family, is a fast-growing, twining perennial vine with fragrant flowers, often grown as an annual in zones 2 to 8. From July to October, and up until the first frost, the corkscrew vine blooms with highly fragrant white and lilac/purple flowers, sometimes marked with yellow and cream colors. The green leaves each have three leaflets about 3 to 5 inches long, and the flowers are accompanied by dangling, narrow bean-like pods 6 to 7 inches long and 1 inch wide, containing round brown seeds.</p>	<p>The plant is native to tropical areas of Central and South America. With its long bloom season, the plant attracts birds and butterflies. The name <i>caracalla</i> refers to Caracas, Venezuela, part of its native habitat.</p>	<p>The vine flourishes in full sun and moist, fertile, well-drained soil. It can be grown as a perennial in warmer climates, or as an annual in colder regions where winter temperatures dip below 40 degrees Fahrenheit.</p> <p>It is relatively easy to grow from seed, but it will need a support structure—a trellis, fence, or arbor—on which to grow.</p>








## BED D – AROMATIC HERBS

Common/Binomial Name(s)	Photo	Description	History/Use	Growing Tips
<p>Yarrow <i>Achillea millefolium</i></p>		<p>Some consider this perennial herb a roadside weed, but it is also a mainstay pollinator and medicinal herb. It has deeply bisected fern-like, aromatic foliage and tiny, long-lasting white flowers assembled in a corymb (flat-top) on the stalk. Yarrow provides habitat to butterflies, lady bugs, and native bees. This plant is also host to populations of predatory and parasitoid insects that serve as biological control agents preying upon pest insect species within the landscape.</p>	<p>Native Americans used extensively to stop bleeding and treat toothache. Also used in teas and beer.</p>	<p>Spread through rhizomes, yarrow is best grown in dry-to-medium, well drained, sandy/loamy soil. Cutting the flower back after initial blooms will encourage additional flowering. Yarrow is deer resistant.</p>
<p>Bay laurel <i>Laurus nobilis</i></p>		<p>Sweet Bay is an evergreen tree or shrub in the laurel family native to the Mediterranean area. It has separate male and female plants with only the female ones producing the berry-like drupes. As a tree, its evergreen leaves and fissured dark gray bark make it an excellent choice as a specimen for shady locations and also give it good winter interest.</p>	<p>In its native habitat, it can reach up to 60 feet tall, but here it is typically grown in a container or as a small shrub. Its aromatic leaves are used in cooking such as soups and pasta.</p>	<p>It tolerates a variety of well-drained soil types in full sun to partial shade. It grows slowly but has been used as a hedge or as a topiary. It needs to be brought indoors in the winter in areas colder than zone 8b to prevent frost damage. Susceptible to laurel wilt, Phytophthora, and root rot</p>
<p>Rosemary <i>Rosmarinus officinalis</i></p>		<p>Rosemary is an aromatic, perennial, evergreen shrub in the mint family that is valued for its fragrant, ornamental foliage, and as an enhancement in cooking. The shrub grows from 4 to 5 feet tall and is generally erect and rounded. The aromatic, needle-like leaves are green on the upper surface, with white undersides. The flowers are tiny, blue, lavender, or white and appear in spring and into summer, attracting butterflies, bees and hummingbirds. It is frequently cultivated as an ornamental, as a culinary herb, or for use in sachets or potpourris.</p>	<p>Native to Africa, Europe, and Western Asia. Use fresh or dried leaves in stews, breads, stuffing, meat, fish, vegetables, or vinegars. "Rosmarinus" derives from the Latin words <i>ros</i> meaning "dew," and <i>marinus</i> meaning "sea," most likely a reference to the ability of this plant to thrive well in coastal areas.</p>	<p>Prefers full sun and dry to medium well-drained soils. It tolerates drought, partial shade, salt, heavy pruning, and most soil types except clay, but low tolerance for wet, humid environments. It is easily transplanted and rooted. Prune after bloom to encourage foliage. Propagate from cuttings, layering or division. Requires good circulation to avoid powdery mildew.</p>





Common/Binomial Name(s)	Photo	Description	History/Use	Growing Tips
<p>Lemon verbena <i>Aloysia citrodora</i></p>		<p>Lemon verbena is a species of tropical flowering plant native to South America. Other common names include lemon bee brush. Although it can grow more than 10 feet high in warm climates, it is usually grown as a potted plant reaching a height of about 10 inches. The yellowish-green leaves are long, narrow, and pointed, and are rich in aromatic oil and have a clear lemonlike flavor and scent.</p>	<p>Originating in Argentina and Chile, it was brought to Europe by the Spanish and the Portuguese in the 17th century and cultivated for its oil. Lemon verbena is used to flavor sweet drinks, to garnish fruit cups and salads, and as an ingredient in jellies and puddings. Used alone or in combination with other herbs, the leaves make an excellent herb tea. They are also used for their fragrance in colognes and sachets.</p>	<p>Grows easily in hot climates. Set plants out when you plant tomatoes, coleus, and other warm-weather lovers. It grows quickly and yields the most intense flavor in full sun. While this herb is edible by humans, it is toxic to horses, dogs, and cats. Pruning the plant's tips will lead to a shrubbier form.</p>
<p>Rue <i>Ruta graveolens</i></p>		<p>Rue is a shrub-like perennial herb with aromatic evergreen fern-like leaves. Rue is usually grown as an ornamental because of its blue-green foliage and because it is a host plant to several swallowtail butterflies. Although it is short-lived (around 5 years), it will self-seed to replace itself. The flowers are yellow in clusters held above the foliage in spring. It may grow up to 3 feet tall and wide.</p>	<p>Native to the Balkan peninsula and Southeastern Europe. Historically used medicinally (to alleviate gas pains and colic), but leaves are toxic and touching the plant can cause dermatitis.</p>	<p>It grows well in full sun, moderately fertile, moist, well-drained soil. It is a hardy plant that is deer resistant and tolerates drought, dry and rocky soil. Avoid wet soils and surround with mulch during the winter in northern zones. Prune back plants to old wood in early spring. Propagate from seed or cuttings.</p>

Common/Binomial Name(s)	Photo	Description	History/Use	Growing Tips
Germander <i>Teucrium chamaedrys</i>		<p>Germander is a low-growing evergreen sub-shrub and herb in the mint family which flowers in late spring to summer. Its magenta pink tubular blossoms grow in whorls from the leaf axils and are attractive to bees. The leaves are aromatic and shiny with scalloped edges. It grows 6-18 inches tall with a 1–2 foot spread.</p>	<p>Native to Mediterranean regions, Germander’s scientific name derives from the Greek name Teucer, the first king of Troy. The Latin word Chamaedrys refers to the foliage resembling an English oak. Along with its low growing habit, this translates to 'ground oak'. When dried, Germander leaves are often used in potpourri.</p>	<p>Grow this herb in well-drained soils in full sun. It tolerates poor soils but not wet ones, so insure proper drainage. Spreading via rhizomes, it can be a nuisance to control, but its spreading habit can be useful as an erosion control method. No serious disease or pest problems, but mildew, leaf spot, mites and rust can be issues.</p>
Sage <i>Salvia officinalis</i> <i>Salvia nemorosa</i>		<p>Common sage is an aromatic, edible, short-lived, bushy, spreading, semi-woody herbaceous perennial shrub that is a member of the mint family. It offers great texture and sensory observations with its furry grayish-green leaves. The species can grow up to 2 feet tall and 2 to 3 feet wide. The flowers are camphor-scented and may be bluish-lavender to pinkish-lavender and appear as upright spikes in the early summer. The flowers attract butterflies and bees.</p>	<p>Native to Northern Africa and the Mediterranean, used fresh or dried to flavor stuffing and sausage. Historical medicinal uses included to stop bleeding and coughs, and as a mouthwash or in wine or tea to soothe sore throats. It’s also alleged to improve memory or heal brain injury. Romans used sage as a sacred ceremonial herb.</p>	<p>Best in full sun and well-drained, medium to dry soils. Plant seeds 2 weeks before last spring frost date or start from small plants. May need to get new plants every few years. Pruning is recommended in the spring and during the growing season to keep the plant from becoming leggy and to control flowering when used as a culinary herb.</p>



Common/Binomial Name(s)	Photo	Description	History/Use	Growing Tips
<p>Artemesia Mugwort <i>Artemesia vulgaris</i></p>		<p>Commonly known as mugwort, this herbaceous perennial is native to Northeastern Asia and Northwest America (Alaska) and was introduced to the US in the 1600's. It produces tiny yellowish to reddish brown flowers blooming from August to October. Mugwort attracts butterflies and is also resistant to deer and rabbits as well as drought conditions</p>	<p>The aroma from the leaves, either fresh or dried, has been used as natural insect repellent.</p>	<p>Mugwort is considered a noxious invasive species, commonly seen as roadside weeds. It tends to replicate quickly in landscapes through rhizomes, especially in dry, loamy-sandy soils. When grown in moist, poorly drained soil it is subject to root rot.</p>
<p>Lavender <i>Lavandula intermedia</i> 'phenominal'</p>		<p>This plant is a hybrid cross between English and Portuguese Lavender. It grows larger (thus "phenomenal") and will produce more flower spikes, and blooms from July to September, somewhat later than other lavenders. o September</p>	<p>The leaves, petals, and flowering tips can be eaten raw as a condiment, or in stews, soups, and salads, and its flowers, both fresh and dried, can be used for making tea. However, it is far more commonly used as an aromatic addition to sachets and potpourris. Its blooms are also suitable for cut flowers, fresh or dried.</p>	<p>Grow in average, dry to medium, well-drained, alkaline soil in full sun. It will go to seed from August to October. Trimming to keep the plant neat and tidy is best accomplished in the spring. Avoid fall trimming, as that will encourage new growth that may not be cold hardy.</p>
<p>Pennyroyal mint <i>Mentha pulegium</i></p>		<p>Pennyroyal is a perennial, creeping herb in the mint family, with small, lilac flowers at the stem ends. The leaves are grayish green and, like other mint family members, very aromatic. Its crushed leaves smell somewhat like spear mint, but unlike other mints, pennyroyal is seldom used as a flavoring for food or liquors, because it can induce dangerous reactions if ingested. Its oil in particular is highly toxic.</p>	<p>Pennyroyal mint has been used in folk medicine for centuries, treating a wide variety of conditions from respiratory ailments to mouth sores, and was thought to induce menstruation. Its oil was used in flea-killing baths (its binomial name derives from <i>pulegioides</i>, the Latin word meaning flea, and Virginia colonists used dried pennyroyal to eradicate pests.</p>	<p>Pennyroyal flourishes in damp soils and near pools and streams.</p>








## BED E – MEDICINAL HERBS

Common/Binomial Name(s)	Photo	Description	History/Use	Growing Tips
<p>Bee Balm Wild Bergamot <i>Monarda didyma</i></p>		<p>Bee balm is an herbaceous perennial in the mint family. Bee balm can reach a height of 4 feet and will spread rapidly by underground stolons. Its blossoms attract bees, hummingbirds, and butterflies, and the leaves have a minty aroma when crushed. Bee balm provides color and contrast in native and pollinator gardens and meadows and along ponds or streams. Stems are erect and square with coarse opposite leaves and minute axillary leafy shoots. Bee balm flowers are red or purple, blooming in summer.</p>	<p>Native to the North Carolina mountains, it may be seen along the Blue Ridge Parkway flowering during the summer months. Revolutionary-war era colonists used the leaves to brew tea. It is used in herbal medicine, and its flowers are edible. Bergamot tea soothes coughs, and its oil is used for soap and perfume.</p>	<p>This plant prefers moist, well-drained soils and full sun but will tolerate some shade. It spreads via rhizomes and is self-seeding. Divide every 3–4 years. Susceptible to powdery mildew and rust. Allow for good circulation around plants and avoid allowing soil to dry out, which can stress plants and encourage disease.</p>
<p>Sneezeweed <i>Helenium autumnale</i></p>		<p>Common sneezeweed can be found throughout the United States in moist soils along streams, ponds, in swamps, and wetlands. This 2-5 ft., erect perennial has many elongated leaves and numerous flower heads. Its winged stem bears yellow, daisy-like flower heads with drooping rays and a greenish-yellow, ball-like structure at center. It flowers from July through early fall</p>	<p>The common name is based on the former use of its dried leaves in making snuff, inhaled to cause sneezing. The genus is thought to have been named by Linnaeus for Helen of Troy. The legend is that the flowers sprung up from the ground where her tears fell.</p> <p>The chemicals in sneezeweed can poison livestock, particularly sheep and cattle.</p>	<p>Sneezeweed can be cultivated in average to rich soils, needing moist to wet conditions. It should be cut back in early summer to encourage branching and increase flowers. Sneezeweed likes full sun and moist clay soils, and is propagated by seed.</p>




Common/Binomial Name(s)	Photo	Description	History/Use	Growing Tips
Costmary Bible Plant Bible Leaf <i>Tanacetum balsamita</i>		<p>Costmary is an aromatic perennial herb with rhizomes and has been used for medicinal and culinary purposes. The herb grows erect, about 3-6 feet tall, and emits a mild balsamic scent. The flowers are yellow and button-like and typically bloom from September to October. Costmary is a member of the Aster family. The leaves are silvery green with a minty balsam scent. The flowers are small yellow button-like blossoms blooming late summer to fall. The plant is pollinated by insects. It will die back during the winter in colder climates and will resprout in the spring. It typically grows 3-6 feet tall and erect</p>	<p>Native to Southern Europe and Western Asia. Costmary was used as a diuretic, laxative, and antipyretic in 16<sup>th</sup>-18<sup>th</sup> century Europe. Also used in making potpourri and tied in bundles with lavender to add fragrance to bedding. Costmary” is from the Latin “<i>Costus</i>” which is an Asian spice plant. “Mary” refers to the Virgin Mary and may refer to the herb’s use in medieval times to relieve pain during childbirth. Also known as the Bible Leaf or Bible Plant. American colonists reportedly used the long balsam-scented leaves as bookmarks in their Bibles. The scented leaves were pressed in their Bibles to help keep parishioners awake during sermons</p>	<p>Costmary prefers full sun to partial shade. The plant will produce mostly leaves and no flowers if grown in the shade. It has a shallow root system, prefers well-drained soil, moist to dry. The plant may become aggressive and crowd out other plants. Clipping or pruning is recommended to prevent it from becoming leggy and to increase foliage. The plant may be propagated by root cutting, stem cuttings, or division. It is not typically grown from seeds due to difficulty with germination.</p>
Candytuft <i>Iberis sempervirens</i>		<p>Candytuft is a low-growing, spreading, evergreen ground cover that may be classified as herbaceous perennial or sub-shrub. It has a mounding and sprawling habit and measures 6 to 12 inches in height and 6 to 18 inches in width. Its small, white, four-petaled flowers emerge in the early to late spring in dense clusters. The foliage is nearly hidden by the profuse flowers. The leaves are narrow, dark green, and leathery.</p>	<p>Candytuft is a native of southern Europe from the Iberian Peninsula of Spain and Portugal to Turkey, and including Northwest Africa.</p>	<p>This plant prefers full sun but will tolerate light shade. It requires moist to slightly dry well-drained alkaline to neutral soils, and is intolerant to wet or poorly drained soils. It is easily transplanted, and stems easily root when in contact with the soil, creating new plants.</p>



Common/Binomial Name(s)	Photo	Description	History/Use	Growing Tips
Valerian <i>Valeriana officinalis</i>		<p>Valerian is a non-native perennial herb that has spread primarily in the northern US as it prefers cooler weather and abundant rainfall. It spreads by rhizomes and seeds and can be weedy. It blooms in summer with attractive, fragrant white or pink flowers that attract pollinators. It can grow up to 5 feet in height by four feet in spread.</p>	<p>It is grown medicinally for the sedative effects of the drug valerian that is obtained from the roots. Other uses are in foods, perfumes and teas. An oil obtained from the leaves and root is used as a flavoring in ice cream, condiments and baked goods. When used as a medicinal, prolonged use can lead to addiction. Adverse effects can include headaches, nausea, agitation, heart palpitations, and insomnia</p>	<p>Valerian is easily grown in average garden soils in full to part sun. Its preference is full sun, consistently moist conditions, and soil consisting of fertile loam, but can adapt to less ideal circumstances. It can be grown in part shade; however, the stems may flop. The more shade, the more this condition will increase. Can become weedy and invasive. Its presence in the wild may displace native plants.</p>
Feverfew Bachelor's Buttons <i>Tanacetum parthenium</i>		<p>Feverfew is a mounding aromatic herbaceous perennial in the Aster family, with long-lasting flower clusters of white florets with a central yellow disc. It blooms from June to September.</p>	<p>The plant is native to southeastern Europe, Central Asia, and West Himalayas. The name <i>parthenium</i> refers to the Parthenon because this plant reportedly was used medicinally in the 5th century BCE to treat a construction worker who fell while working on the Parthenon. The English planted Feverfew in their gardens around their homes for the spicy scent and to purify the air.</p>	<p>Feverfew prefers full sun to partial shade and well-drained, moist soils. It tolerates all pH levels and will grow in sandy, loamy, or high organic matter. It is best to deadhead or shear off spent blooms immediately to control self-seeding.</p>

Common/Binomial Name(s)	Photo	Description	History/Use	Growing Tips
Southernwood <i>Artemisia abrotanum</i>		<p>Southernwood is a perennial sub-shrub that typically grows on woody, upright-branching stems to form a 3-4' tall bushy mound of ferny, strongly aromatic, medium to light green leaves. Native to southern Europe, it was introduced into the eastern U.S. in the early 1600s, and has naturalized over time into parts of the northeast. It is semi-evergreen in frost-free winter climates, but deciduous in cold winter locations.</p>	<p>Although once planted as both a culinary and medicinal herb, it is primarily grown in gardens today for its attractive ornamental foliage augmented by its pleasant citrus to camphor-like foliage fragrance. Leaves retain fragrance after drying, hence their use in sachets and as air fresheners. The French name for this plant is <i>garderobe</i> meaning guard the wardrobe, referring to the practice of placing plant sprigs in closets or clothing drawers to deter moths.</p>	<p>Best grown in organically rich, dry to medium moisture, well-drained soils in full sun. Southernwood prefers a neutral soil; avoid wet soils.</p>
Horehound <i>Marrubium vulgare</i>		<p>Horehound is a bitter perennial herb of the mint family. It is strongly aromatic, with broad, wrinkled leaves, and small, densely clustered white flowers. It can grow up to 3 feet in height.</p>	<p>Horehound has been used as medicine since early Roman times. It is an ancient antidote for poisons and serpent bites, and used in syrups to treat coughs and colds. It is also famous as flavoring for horehound candy.</p>	<p>Horehound is drought-tolerant and can thrive in poor soils.</p>
Lamb's Ear <i>Stachys byzantina</i>		<p>Lamb's ear is a species of perennial flowering plant in the mint family, with purplish pink blooms from mid-spring to summer. Grows up to 1.5 feet in height and width. The leaf shape and soft texture resembles a lamb's ear.</p>	<p>Native to Iran, Turkey and cultivated over much of the temperate world as an ornamental plant, used as edging or ground cover. Its practical uses include tying around a wound as a soft bandage and toilet paper.</p>	<p>Grows best in full sun but afternoon shade is recommended in hot areas. Tolerates rabbit, deer, drought, rocky soil, and black walnut. Spreads by creeping stems. No serious insect or disease problems, though too much shade promotes disease. Remove flower stalks to promote ground cover effect. Propagate by division, cut back to retain a low profile.</p>







Common/Binomial Name(s)	Photo	Description	History/Use	Growing Tips
Comfrey Boneset <i>Symphytum officinale</i>		<p>Comfrey is a cold-hardy, drought-tolerant perennial flowering plant in the borage (or forget-me-not) family, native to Europe. It has been cultivated for centuries as a vegetable and herbal medicine. It can grow 1–5 feet tall with branched, strongly winged stems. The root system has a pronounced, deep-reaching taproot. The internally white roots are covered with black bark. Above ground the plant is covered in long, downward-pointing, tapering hairs that are bristly on the stems and softer on the leaves.</p>	<p>The name <i>Symphytum</i> comes from the Greek words <i>symphyo</i> (grow together) and <i>phyton</i> (plant), indicating the belief that comfrey poultices heal sprains, bruises, and bone fractures. When packed around a broken limb, a poultice of comfrey roots would dry to form a plaster-like cast. It has a long history of use as a medicinal herb for topical and internal injuries, and its leaves and roots are also said to treat rashes, swelling, and cuts.</p>	<p>Comfrey grows best in full sun to part shade and well-drained, moist, rich soil. It is deer resistant and tolerant to drought and clay soil. Its foliage is a good addition to a compost pile. A liquid fertilizer can be obtained by soaking the leaves in water for at least one week. The potassium from this plant is great for growing tomatoes.</p>
Borage Starflower <i>Borago officinalis</i>		<p>Borage is an annual plant with star-shaped, bright blue flowers. The wrinkled, dull gray-green leaves are covered with bristly hairs. It is native to the Mediterranean region, and has naturalized in many other temperate locales in Europe and the United States.</p>	<p>Borage flowers are edible and its leaves may be used in salads, teas, and sandwiches, and eaten raw or cooked in the same manner as spinach, though the taste and scent are more like a salty cucumber. The stems are also flavorful and can be used once dried for flavoring beverages.</p>	<p>This plant grows at its best in full sun, but will not be adversely affected by light shade. It will do well in all types of soil, including nutritionally poor soil. It is easily propagated from seed, and will self-seed to remain in the garden year after year.</p>




Common/Binomial Name(s)	Photo	Description	History/Use	Growing Tips
<p>Purple Coneflower <i>Echinacea purpurea</i></p> <p>Narrow-leaf Coneflower <i>Echinacea angustifolia</i> (more compact size; more difficult to find)</p>		<p>Purple coneflower is an herbaceous perennial in the daisy family that is native to central and eastern United States. It may grow 3 to 4 feet tall and produce pinkish-purple flowers that mature in early summer through mid-fall.</p> <p>Several pollinators are attracted to the flower, especially butterflies.</p> <p>Leave some of the flower heads on to produce seeds for the birds, especially goldfinches.</p>	<p>Native to Eastern North America. Native Americans used to fight infection, treat burns, and for poisonous bites. In modern times, there is some debate as to which variety has better healing powers.</p>	<p>This plant prefers well-drained, moist loam but is adaptable to various soil types. It is drought tolerant once established and can grow in full sun to partial shade. It is also deer, heat, humidity, and salt resistant. Easily propagated by seed, it will reseed itself in the garden.</p>
<p>Horseradish <i>Aromacia rusticana</i></p>		<p>Horseradish is a herbaceous perennial herb in the cabbage family with a deep taproot that is often grown as an annual vegetable.</p>	<p>Horseradish is native to eastern Europe and western Asia, and was brought to North America by colonists. It is grown for its fleshy roots that are grated and mixed with vinegar to make relish, sauces, and seasonings. Its hot, bitter taste comes from mustard oils released when the plant cells are cut. .</p>	<p>Planting in lighter soils will make harvesting the roots easier, but it tolerates clay soils. Harvest the roots each fall and store them for planting the following season. If the roots are left in the ground, the plant will continue to grow and spread vigorously.</p>

## BED F – CUTTING FLOWERS

Common/Binomial Name(s)	Photo	Description	History/Use	Growing Tips
<p>California Poppy <i>Eschscholzia californica</i></p>		<p>This annual poppy is native to the western U.S. and is the state flower of California. It can be found growing in washes, flats and slopes, grassland and among sagebrush, and juniper and pinyon woodlands. The flowers stand on tall stems above a mound of loose feathery blue-green foliage in the spring through July. Flowers are 3" in diameter, cup-shaped, and have 4 silky petals. Bright orange is the most common color though the range is creamy yellow to bright orange. Flowers close up in rainy or cloudy weather and at night.</p>	<p>Indigenous peoples historically used this plant for food, oil, and medicinal purposes.</p>	<p>These plants prefer full sun and sandy, well-drained soil. They are drought-tolerant but will go dormant in excessive heat. Deadhead flowers regularly to promote additional bloom, but leave some flower heads for self-seeding if desired. The bloom petals give way to capsules that later split open to release thousands of tiny black poppy seeds. Sow seeds directly in the ground in the fall or start the seeds indoors about 3 weeks prior to the last frost date.</p>
<p>Hyacinth Bean <i>Lablab purpureus</i> (previously <i>Dolichos lablab</i>)</p>		<p>Hyacinth bean is a twining vine with purplish stems, grown as an annual vine for the ornamental flowers and bean pods. Its fragrant flowers appear in elongated clusters, pea-shaped and white, pink, or purple.</p>	<p>Hyacinth Bean has been grown as food for the beans, flowers and leaves in Africa, Asia and the Caribbean. In the U.S. it has been used as forage, hay, and silage for cattle. It is also used to fix nitrogen in fallow land. Currently, the most common use in the U.S. is as an ornamental crop in the cut flower industry. It is valued for its late summer flowers and colorful, purple peapods.</p>	<p>Grow on a sturdy trellis to support the weight of the vine. It prefers light moist well-drained soils in sun. Plant after danger of frost has passed. It does well in hot humid climates.</p>

Common/Binomial Name(s)	Photo	Description	History/Use	Growing Tips
<p>Iris Bearded Iris <i>Iris germanica</i></p>		<p>This iris is a herbaceous, perennial herb native to the Mediterranean region and is assumed to be the progenitor of many current bearded iris cultivars, which include a rich variety of colors and a variety of heights from dwarfs and miniatures to medium and tall. With a generally tall stature, this showy iris has large fragrant blooms rising as much as 3 feet above the leaves on single naked stems. They are quite drought tolerant and very resistant to browsing by deer.</p>	<p>The genus name Iris is shared by the Greek goddess of the rainbow, and is perhaps a nod to the wide variety of colors of flowers found in this genus.</p>	<p>Bearded iris does best in full sun and when planted in rich well-drained soil. While it tolerates some shade it will struggle in heavy clay soils. Rhizomes should be planted at soil level or lightly covered and not mulched. Bearded iris prefers dryer soil; mulching or overwatering could lead to root rot. To encourage growth and blooming, fertilize this plant in early spring and divide in mid- to late summer, after flowering.</p>
<p>Sweet coneflower <i>Rudbeckia subtomentosa</i></p>		<p><i>Rudbeckia subtomentosa</i>, or Sweet coneflower, is a herbaceous perennial in the daisy family. It grows 3-5 feet tall and blooms with bright yellow, daisy-like, 3-inch flowers with a dark brown-purple center disks on branched stems. It attracts pollinators and caterpillars of various butterfly species. It is a good choice for rain gardens, borders, cottage gardens and naturalized areas. The flowers faintly smell of anise, hence the "sweet" common name.</p>	<p>Ornamental, good as cut flowers.</p>	<p>Sweet coneflower prefers medium moisture, well-drained loam or sandy loam and full or partial sun. However, it is an easy-going plant and tolerates hot and humid summers, some drought, clay soil, poor soils and is deer resistant. It does like good air circulation and, to encourage additional blooming, you should deadhead spent flowers. Also, the tall stalks may require some support, especially if the plant is grown in a shady area or given too much water or fertilizer.</p>

Common/Binomial Name(s)	Photo	Description	History/Use	Growing Tips
<p>Spiderwort <i>Tradescantia x andersoniana</i></p>		<p>A hardy perennial, spiderwort is in the <i>Commelinaceae</i> (dayflower) family and is grown for its showy blooms and foliage. Native to the northeastern part of the U.S.A., it is the most common spiderwort in cultivation. The name comes from the secretion produced from a cut stem, which becomes threadlike when it hardens, and resembles a spider's web.</p> <p>Many of this species have flowers that will open in the morning and close if subject to afternoon sunshine. They may remain open for a longer period of time if the weather is cloudy, or until the evening. Its leaves are strap-like and range from 12" to 18" long.</p>	<p>Ornamental</p>	<p>Spiderwort blooms for a long period through the summer. Individual blooms last only one day, and deadheading spent flowers will extend the bloom period. In very hot summers, the foliage will decline and stop flowering. That is an excellent time to cut back hard. Cutting to the ground will allow the plant to produce new foliage and even a late summer into fall bloom.</p> <p>Grow in a container as a houseplant, hanging basket or patio plant. Snails and caterpillars can damage young shoots.</p>



## BIBLIOGRAPHY

The information provided in this index was drawn from numerous authoritative sources, including the following:

Northern Shenandoah Valley Master Gardeners Association, “Plant Descriptions,” <http://nsvmga.org/info/plant-descriptions/>

United States Department of Agriculture, “Plant Factsheets,” USDA Plants Database, <https://plants.usda.gov/>

NC State Extension, “North Carolina Extension Gardener Plant Toolbox,” <https://plants.ces.ncsu.edu/plants/>

Missouri Botanical Garden, “Plant Finder,” <https://www.missouribotanicalgarden.org/PlantFinder/PlantFinderDetails>

Virginia Department of Conservation and Recreation, “Virginia Native Plant Finder,” <https://www.dcr.virginia.gov/natural-heritage/native-plants-finder>

Virginia Cooperative Extension “Lawn and Garden” publications, <https://ext.vt.edu/lawn-garden.html>

Penn State Extension, “Native Plant Spotlights for Wildlife-Friendly Landscaping,” updated June 23, 2022, <https://extension.psu.edu/native-plant-spotlights-for-wildlife-friendly-landscaping>

University of Wisconsin-Madison, “Native and Naturalized – Selection,” Wisconsin Horticulture – Division of Extension, <https://hort.extension.wisc.edu/article-topic/native-naturalize-selection>

Cornell University, “Flower Growing Guides,” <http://www.gardening.cornell.edu/homegardening/>

The Spruce, “Plants A to Z,” <https://www.thespruce.com/plants-a-to-z>

Rudy J. Favretti and Joy Favretti, *For Every House a Garden - A Guide for Reproducing Period Gardens*, May 15, 1990.

Anna Carr, *et al.*, *Rodale's Illustrated Encyclopedia of Herbs*, January 15, 1998.

The Herb Society of America, “A Short History of Dye Plants,” <http://www.neuhsa.org/dyeplant-history.html>